

your partner
in sensor
technology.

+ Datasheet Sigma 05

Modular Sensor Platform



Sigma 05

Modular Sensor Platform

The Sigma 05 is a modular platform for intelligent probes with analogue outputs and display. Due to the pluggable, interchangeable probes the device is suitable even for harsh and challenging environment. The Sigma 05 is available with polycarbonate or die-cast aluminium enclosure.

Flexibility: Multiple Probes and Measurands

The Sigma 05 accommodates a RS485 bus with up to three E+E plug-and-play probes with Modbus RTU protocol. The measurands can be assigned to the two freely selectable and scaleable analogue outputs and to the optional graphic display.

Plug-and-Play

Sigma 05 features automatic detection of E+E plug-and-play probes and performs an autonomous, rule based hub setup. Therefore, an easy change of the probes is possible.

Configuration and Adjustment

The free PCS10 Product Configuration Software allows for easy setup of the Sigma 05, measurand assignment and thresholds, display layout, scaling of the analogue outputs and adjustment of the connected probes.

Examples of Plug-and-Play Sensors with Sigma 05



CO₂, humidity, temperature and pressure Sensor with EE872 probe



Air velocity and temperature sensor with EE680



Moisture in oil sensor with MOP301 probe



Humidity and temperature sensor up to 120 °C (248 °F) with HTP501 probe

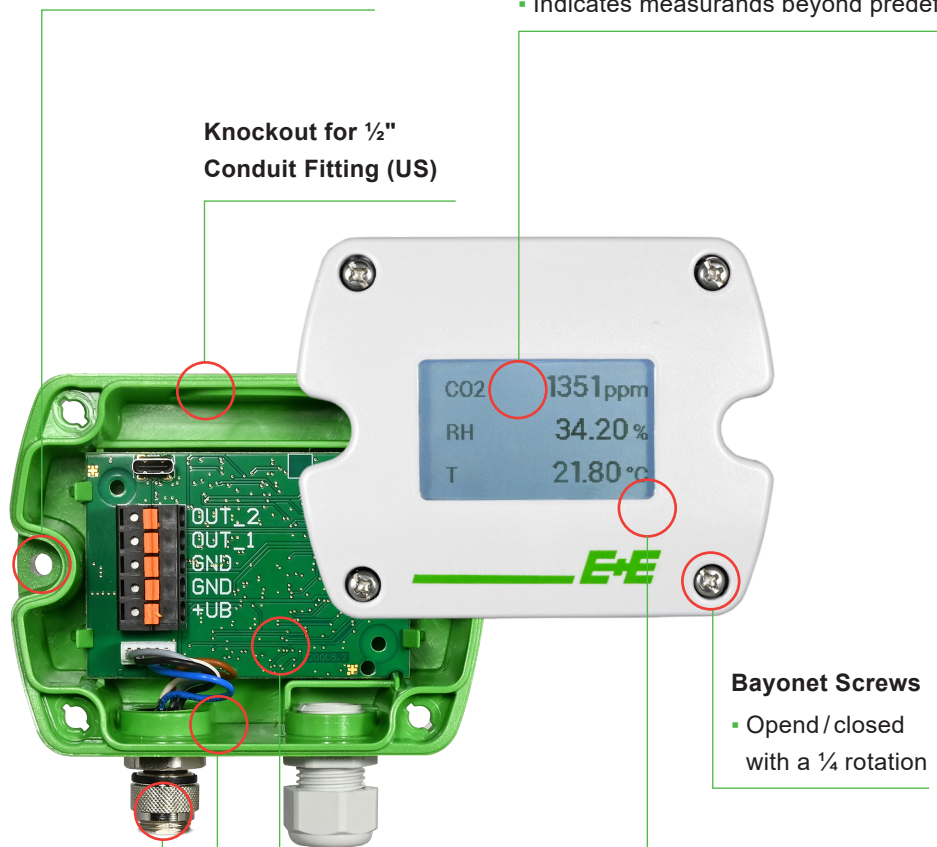
Features

External Mounting Holes

- Mounting with closed cover
- Electronics protected against construction site pollution
- Easy and fast mounting

Display with backlight

- Configurable display layout
- Up to 3 freely selectable measurands
- Status information
- Indicates measurands beyond predefined range



Knockout for 1/2" Conduit Fitting (US)

Bayonet Screws

- Open/closed with a 1/4 rotation

M12 Probe connection

- Up to 3 probes
- Directly on Sigma 05 or with M12 cables up to 10 m

Flush-mounted display

- No dirt accumulation in protruding edges

Enclosure

- IP65/NEMA 4 (X)
- Appropriate for harsh environment
- Polycarbonate or die-cast aluminium

Electronics

- 2 voltage or current outputs, freely selectable and scaleable
- USB-C service interface
- Status indication via LEDs
- Components on PCB underside for optimum protection against mechanical damage during installation

Test report

According to DIN EN 10204-2.2

Sigma 05 with Plug-and-Play Probe

Together with any plug-and-play probe, Sigma 05 becomes a modular sensor with interchangeable probe.

EE872 EE072 EE074 EE671 EE680 MOP301 HTP501 Sigma 05



- EE872 Modular Probe for CO₂, Humidity, Temperature and Ambient Pressure: www.epluse.com/ee872.
- EE072 Humidity and Temperature Probe: www.epluse.com/ee072.
- EE074 Temperature Probe: www.epluse.com/ee074.
- EE671 Air Velocity Probe: www.epluse.com/ee671.
- EE680 Air Velocity and Temperature Probe for Laminar Flow: www.epluse.com/ee680.
- MOP301 Moisture in Oil Probe up to 120 °C (248°F): www.epluse.com/mop301.
- HTP501 Humidity and Temperature Probe up to 120 °C (248 °F): www.epluse.com/htp501.

Reference Probe

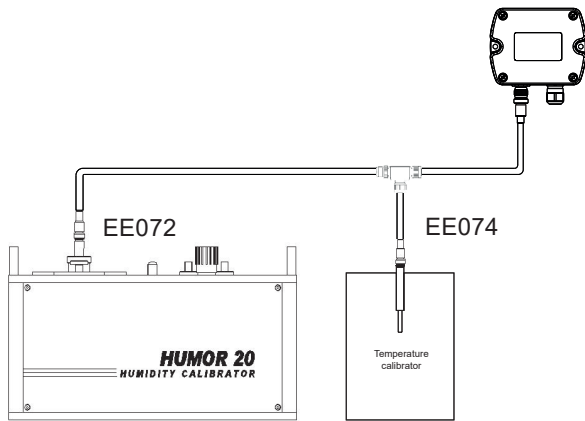
A functional and accuracy check of the Sigma 05 can be performed by connecting the E+E Reference Probe Modbus RTU instead of the regular sensing probes. The reference probe supplies fixed values for a wide choice of measurands and features an individual test report. Refer to the Reference Probe Modbus RTU Quick Guide at www.epluse.com/sigma05 for further details.



Reference probe Modbus RTU

Field Loop Calibration

The modular design of the E+E sensor platform facilitates the loop calibration or adjustment in the field, as required by the FDA (Food and Drugs Administration) regulated industries. Using extension cables, the sensing probes can be inserted into portable calibrators without dismounting the Sigma 05 host device.

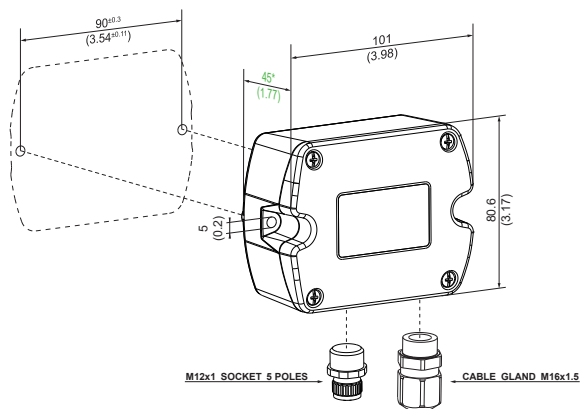


The illustration shows the EE072 humidity probe placed into the Humor 20 high end portable humidity calibrator and the EE074 temperature probe in a dry block calibrator.

Dimensions

Values in mm (inch)

Polycarbonate or die-cast aluminium



*The polycarbonate enclosure without display: 46 mm (1.81").

Technical Data

Probe connection

Max. number of sensing probes ¹⁾	3
Max. number of measurands	5 (2 on the analogue outputs, 3 on the display)
Electrical connection	M12x1 socket 5 poles

1) Compatible E+E probes see section "Plug-and-Play Probe" above.

Digital

Probe interface	RS485
Protocol Factory settings Supported Baud rates ¹⁾ Measured data types	Modbus RTU 9600 Baud, 8 databits, parity even, 1 stop bit 9600, 19200, 38400, 57600, 76800 und 115200 FLOAT32 and INT16




1) For details on the communication setting refer to the User Manual and the Modbus Application Note at www.epluse.com/sigma05.

Outputs

Analogue

Two freely selectable and scalable outputs	0 - 1/0 - 2,5 V/0 - 5/0 - 10 V -1 mA < I _L < 1 mA 4 - 20 mA 3-wire R _L < 500 Ω 0 - 20 mA 3-wire R _L < 500 Ω	I _L = load current R _L = load resistance
Accuracy of analogue outputs at 20 °C (68 °F)	0.02 % FS for 0 - 10 V and 0 - 20 mA	FS = full scale

General

Power supply class III  USA & Canada: Class 2 supply necessary, max. voltage 30 V DC	15 - 30 V DC		
Supply current to the probes, max.	0.5 A		
Electrical connection	Screw terminals max 2.5 mm ²		
Cable glands	Cable gland M16x1.5		
Configuration interface	USB-C on the electronics board		
Working and storage conditions	0...95 %RH, non-condensing 700...1200 mbar -40...60 °C (-40...140 °F) -20...50 °C (-4...122 °F)		
Enclosure		Plastic	Metal
	Material	Polycarbonate	Aluminium Al 383
	Protection rating ¹⁾	IP65/NEMA 4X	IP65/NEMA 4
	Conformity	UL94 V-0, with Display UL94 HB approved	
Electromagnetic compatibility	EN 61326-1:2013 EN 61326-2-3:2013 Industrial Environment FCC Part15 Class A ICES-003 Class A		
Conformity	 		
Configuration software	PCS10 Product Configuration Software Free download from www.epluse.com/pcs10 .		

1) With appropriate cable/probe connector (M12x1 female), see section "Accessories" below.

Ordering Guide

	Feature	Description	Code
Hardware configuration	Enclosure material	Polycarbonate (PC)	Sigma05- HS1
		Die-cast aluminium Al 383	HS3
	Display	Without display	D0
		Display with backlight	D2
Software setup - analogue outputs	Output signals	0 - 1 V	GA1
		0 - 5 V	GA2
		0 - 10 V	GA3
		0 - 20 mA	GA5
		4 - 20 mA	GA6
	Unit	Metric (SI)	U1
Non metric (US/GB)		U2	

Order Example


SIGMA05-HS1D2GA6U1

Feature	Code	Description
Enclosure material	HS1	Polycarbonate (PC)
Display	D2	Display with backlight
Output signals	GA6	4 - 20 mA
Unit	U1	Metric (SI)

Accessories

For further information see datasheet "[Accessories](#)".

Accessories	Code
PCS10 Product Configuration Software (Free download: www.epluse.com/pcs10)	PCS10
Connection cable M12-M12 unshielded	L = 2 m (6.6 ft) HA010813
	L = 5 m (16.4 ft) HA010814
	L = 10 m (32.8 ft) HA010815
Reference Probe Modbus RTU	HA010406
Modbus Configuration Adapter	HA011018
Power supply adapter 100 - 240 V AC to 24 V DC	V03
USB cable for PC connection (USB-A to USB-C)	HA010327
M12 Y adaptor	HA030204
M12x1 cable connector for self-assembly, 5 pole socket	HA010708
M12x1 cable connector for self-assembly, 5 pole plug	HA010706
Protection cap for M12 female connector	HA010781
Protection cap for M12 male connector	HA010782



Company Headquarters &
Production Site

E+E Elektronik Ges.m.b.H.
Langwiesen 7
4209 Engerwitzdorf | Austria
T +43 7235 605-0
F +43 7235 605-8
info@epluse.com
www.epluse.com

Subsidiaries

E+E Sensor Technology (Shanghai) Co., Ltd.
T +86 21 6117 6129
info@epluse.cn

E+E Elektronik France SARL
T +33 4 74 72 35 82
info.fr@epluse.com

E+E Elektronik Deutschland GmbH
T +49 6171 69411-0
info.de@epluse.com

E+E Elektronik India Private Limited
T +91 990 440 5400
info.in@epluse.com

E+E Elektronik Italia S.R.L.
T +39 02 2707 86 36
info.it@epluse.com

E+E Korea Co., Ltd.
T +82 31 732 6050
info.kr@epluse.com

E+E Elektronik Corporation
T +1 847 490 0520
info.us@epluse.com

Version v1.3 | 09-2022
Modification rights reserved



—
your partner
in sensor
technology.

www.epluse.com